

M12 Y-distributor / M8 female 0°

PVC 3x0.25 ye UL/CSA 2m

Y-connector M12 – M8, 4/3-pole

Male straight – females straight

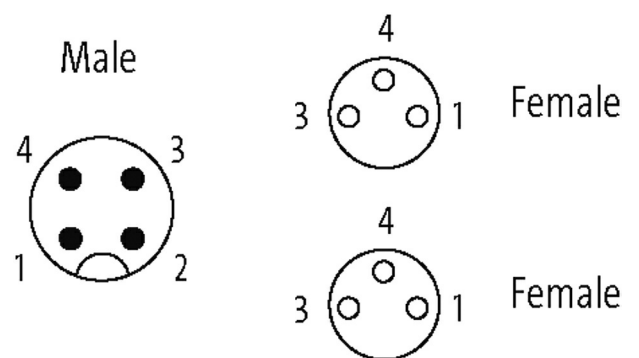
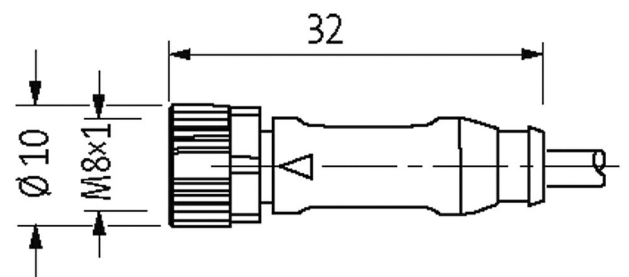

M12, A-coded

Art-No. 7005 - M12/M8 Lite - (plastic hexagonal screw) on request

Plastic housings with good resistance against chemicals and oils.

The resistance to aggressive media should be individually tested for your application. Further details on request.

Further cable lengths on request.

[Link to Product](#)**Illustration**

Product may differ from Image

Approvals

* only for products with UL/CSA approved cable

Form

Form

40821

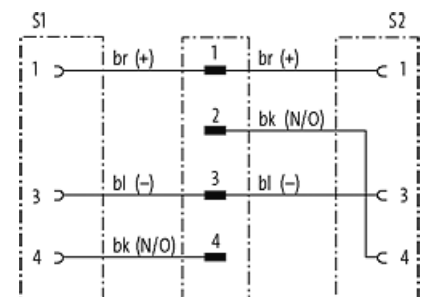
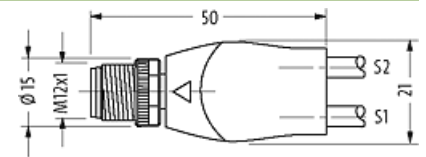
| General data | |
|------------------------------------|---|
| Standards | DIN EN 61076-2-101 (M12), DIN EN 61076-2-104 (M8) |
| Mounting method | inserted, tightened |
| Material (contact) | Copper alloy |
| Material (contact surface) | Au |
| Material (gasket) | FKM |
| Pollution Degree | 3 |
| Temperature range | -25...+85 °C, depending on cable quality |
| Cables | |
| No./diameter of wires | 3× 0.25 mm ² |
| Wire isolation | PVC (br, bl, bk) |
| Jacket Color | yellow |
| Material (jacket) | PVC (UL/CSA) |
| Outer Ø | 4.5 mm ±5% |
| Bend radius (moving) | 10× outer Ø |
| Temperature range (fixed) | -30...+80 °C |
| Temperature range (mobile) | -5...+80 °C |
| Cable identification | 010 |
| Cable Type | 1 (PVC) |
| Approval (cable) | UL (AWM-Style 2464/1731), CSA |
| Cable weight [g/m] | 29,37 |
| Material (wire) | Cu wire, bare |
| Resistor (core) | max. 79 Ω/km (20 °C) |
| Single wire Ø (core) | 0.15 mm |
| Construction (core) | 14× 0.15 mm (multi-strand wire class 5) |
| Diameter (core) | 3× 0.25 mm ² |
| AWG | similar to AWG 24 |
| Material (wire isolation) | PVC |
| Material property (wire isolation) | CFC-, cadmium-, silicone- and lead-free |
| Shore hardness (wire isolation) | 45 ±5 D |
| Wire-Ø incl. isolation | 1.25 mm ±5% |
| Color/numbering of wires | br, bk, bl |
| Stranding combination | 3 wires twisted |
| Shield | no |
| Material (jacket) | PVC |
| Material property (jacket) | CFC-, cadmium-, silicone- and lead-free |
| Shore hardness (jacket) | 85 ±5 A |
| Outer-Ø (jacket) | 4.5 mm ±5% |
| Color (jacket) | yellow |
| chemical resistance | good resistance to oil, gasoline and chemicals |
| thermal resistance | flame retardant UL 1581 VW1 / CSA FT1 |
| Nominal voltage | UL 300 V AC |
| Test voltage | 2000 V AC |
| Current load capacity | to DIN VDE 0298-4 |
| Temperature range (fixed) | -30...+80 °C |
| Temperature range (mobile) | -5...+80 °C |
| Bend radius (fixed) | 5× outer Ø |
| Bend radius (moving) | 10× outer Ø |

Technical Data

| | |
|---|---|
| Operating voltage | max. 50 V AC/60 V DC |
| Operating voltage (only UL listed) | 30 V AC/DC |
| Rated surge voltage | 1.5 kV |
| Operating current per contact | max. 4 A |
| No. of poles | M12, 4-pole – M8, 3-pole |
| Material group | IEC 60664-1, category I |
| Coding | M12, A-coded |
| LED display | no |
| Locking of ports | Screw thread (M8/M12×1 mm) recommended torque 0.4/0.6 Nm, self-securing |
| Compression gland | M8 (SW9), M12 (SW13) |
| Protection | IP65, IP66K, IP67 inserted and tightened (EN 60529) |
| Material | PUR |
| Locking material | Zinc die casting, matte nickel plated |
| suitable for corrugated tube (internal Ø) | M12 (10 mm); M8 (6.5 mm) |

Commercial data

| | |
|-----------------------|---------------|
| country of origin | DE |
| customs tariff number | 85444290 |
| EAN | 4048879154864 |
| eClass | 27279218 |
| Packaging unit | 1 |

Sketch

Product may differ from Image